



ST. THOMAS COLLEGE, PALAI



ANALYSIS REPORT ON PARENT'S FEEDBACK 2017 – 2018

ON

(a) Syllabus and its Transaction at the Institution

&

(b) General Aspects of the Institution


Analysis Report on Parent's Feedback 2017–2018 on Syllabus and its Transaction at the Institution

The parent feedback on syllabus focused on five inter related areas. Ninety percentage of the parents expressed their happiness and satisfaction in the efficacy of the faculty in imparting curriculum to their wards while five percentage expressed their dissatisfaction and another five were far from satisfied. As against five percentage of the respondents who expressed their dissatisfaction, ninety percentage of the parents had no doubt about the clarity and relevance of the programme. The same response was given by the respondents about the comfort level of their ward in coping with the syllabus. Regarding the use of ICT, the parents were divided in their opinion with about 15% expressing their dissatisfaction. Regarding the employability of the curriculum, half of the parents had no difference of opinion, they were satisfied; a quarter of them expressed their dissatisfaction.

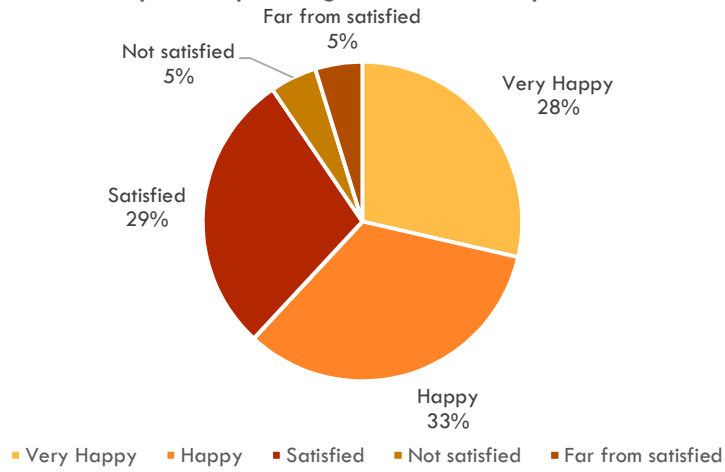
Question	Very Happy	Happy	Satisfied	Not satisfied	Far from satisfied
Efficacy of imparting curriculum to your ward.	28.57	33.33	28.57	4.76	4.76
Quality and relevance of the programme.	33.33	33.33	28.57	4.76	0.00
Comfort level of the ward in coping with the syllabus.	33.33	42.86	19.05	4.76	0.00
Use of ICT in the implementation of curriculum	33.33	33.33	19.05	14.29	0.00
Employability offered by the curriculum.	23.81	33.33	19.05	23.81	0.00

*All figures are in percentage

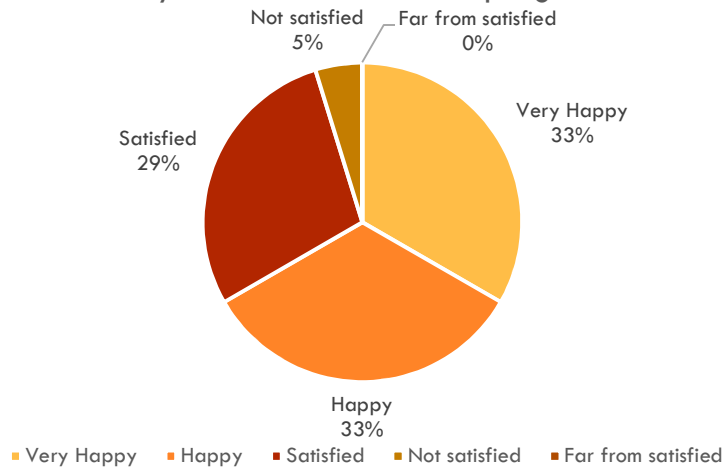



Principal


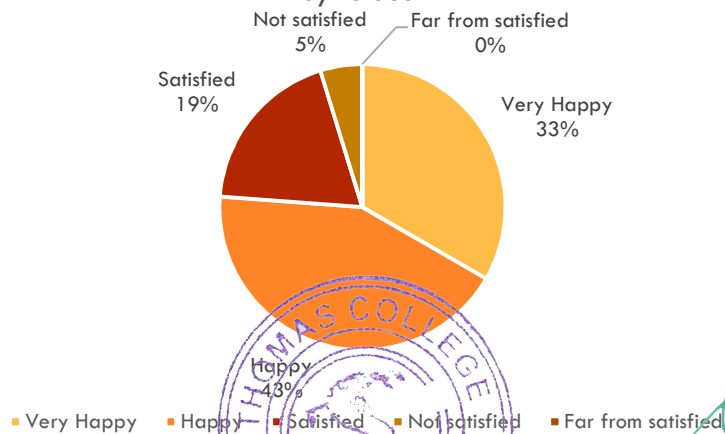
Efficacy of imparting curriculum to your ward.



Quality and relevance of the programme.

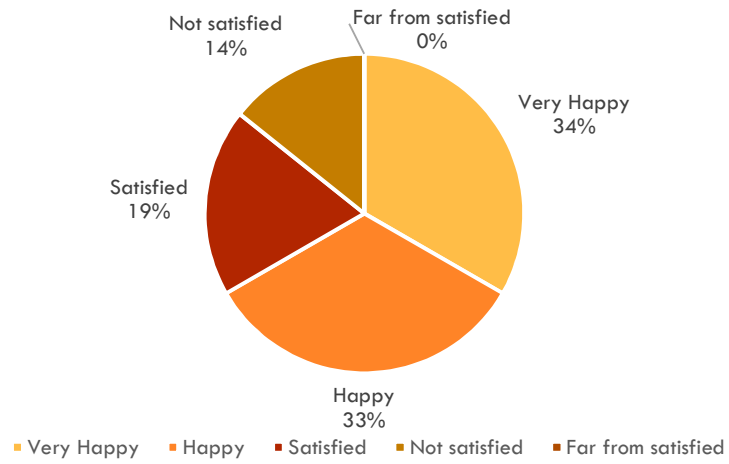


Comfort level of the ward in coping with the syllabus.

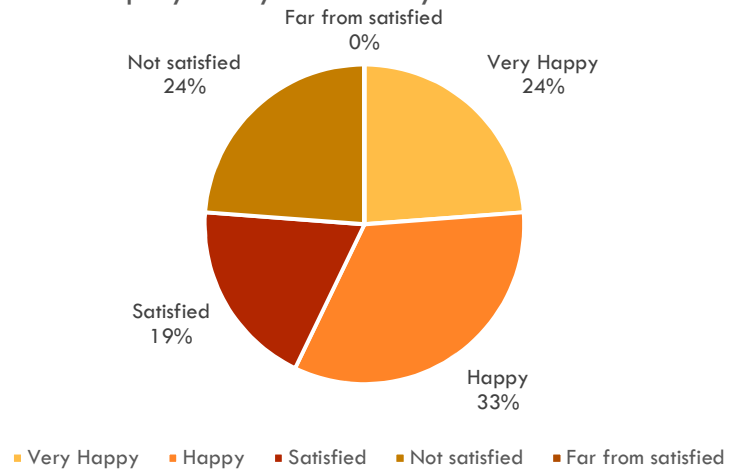


[Handwritten Signature]
Principal

Use of ICT in the implementation of curriculum



Employability offered by the curriculum.




Principal

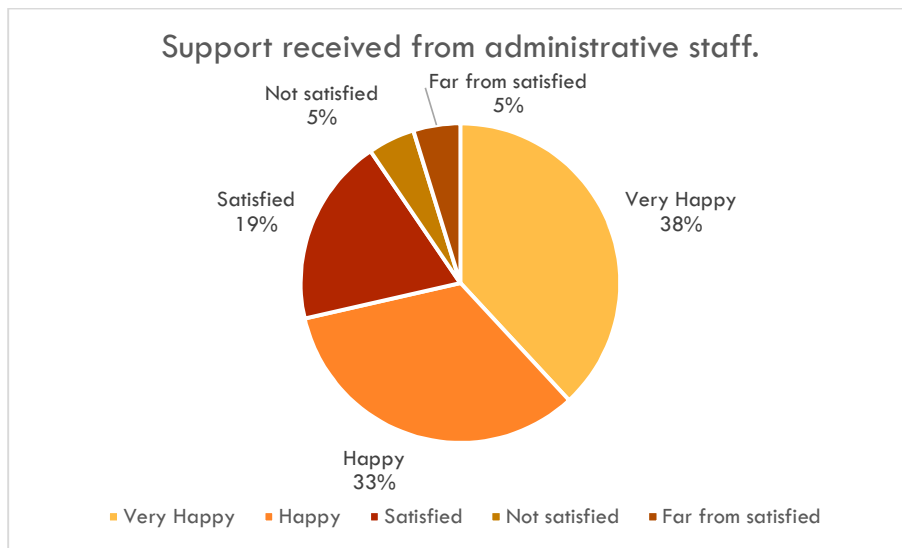
Analysis Report on Parent's Feedback 2017–2018 on General Aspects of the Institution

About the ten general aspects in the second section of the feedback, the parents expressed different kinds opinions. A total of ninety percentage of the parents were satisfied and happy while about ten percentage of the parents were far from satisfied. None of the parents expressed their dissatisfaction about the infrastructure and ambience of the college. The feedback on the teacher student relationship in the college was highly encouraging to the institution with only below ten percentage expressing their dissatisfaction about the same. Concerning the transparency of the evaluation system followed by the institution, while sixty-six percentage of the parents felt happy about it, the rest of them had a contrary opinion. As opposed to a total of eighty-five percentage expressing their opinion above satisfaction, the remaining fifteen percentage voiced their unhappiness about it. As against a meagre five percentage of dissatisfied respondents, the remaining ninety-five percentage of them had no doubts about the quality of the teachers. The feedback testified that the teachers were accessible, only an unnoticeable minority had doubts about it. The parents were delighted that the institution catered to the personality development of their children, still below five percentage of them were dissatisfied about it. The parent feedback proved that the institution was successful in cultivating social responsibility and moral values in their children, with more that ninety percentage expressing their satisfaction about it. A total of ninety-five percentage of the parents expressed their opinion above the level of satisfaction about the institution's capability in inculcating values like sustainable development and eco consciousness.

Question	Very Happy	Happy	Satisfied	Not satisfied	Far from satisfied
Support received from administrative staff.	38.10	33.33	19.05	4.76	4.76
Infrastructure and ambience of the college.	52.38	23.81	23.81	0.00	0.00

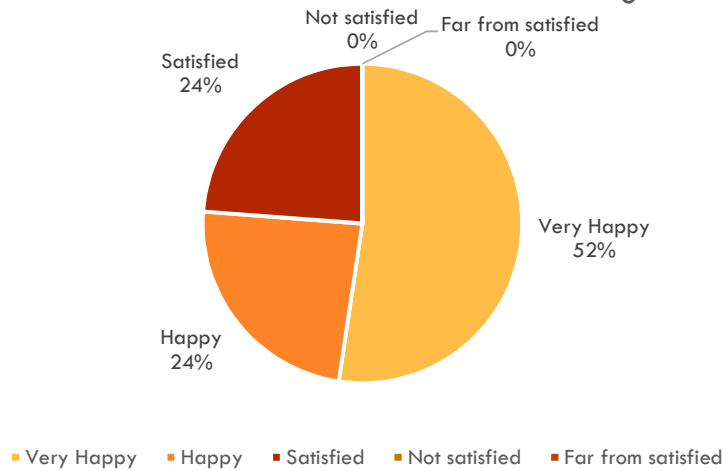
Teacher student relationship in the college.	42.86	33.33	14.29	4.76	4.76
Transparency of the evaluation system	23.81	42.86	23.81	4.76	4.76
Role of the programme in enhancing skills and Talents	19.05	47.62	19.05	4.76	9.52
Academic Quality of the teachers.	52.38	23.81	19.05	4.76	0.00
Accessibility of the faculty	38.10	42.86	9.52	4.76	4.76
Role of the institution in the personality development of your ward.	33.33	47.62	14.29	0.00	4.76
Cultivation of social responsibility and moral values.	23.81	42.86	28.57	4.76	0.00
Inculcation of values like sustainable development and eco-consciousness.	33.33	33.33	28.57	4.76	0.00

*All figures are in percentage

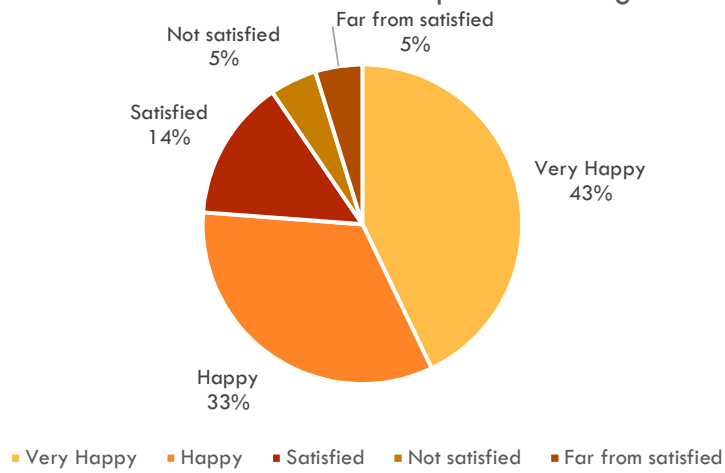



Principal


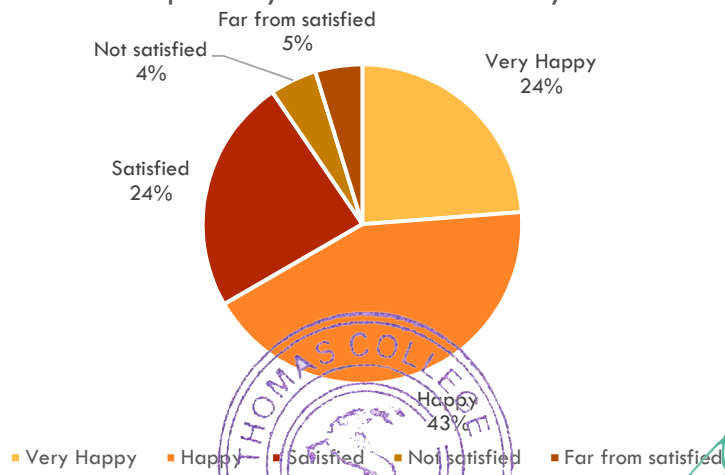
Infrastructure and ambiance of the college.



Teacher student relationship in the college.

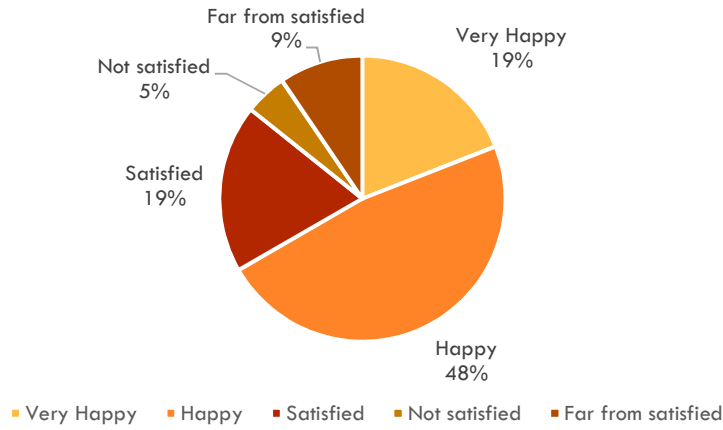


Transparency of the evaluation system

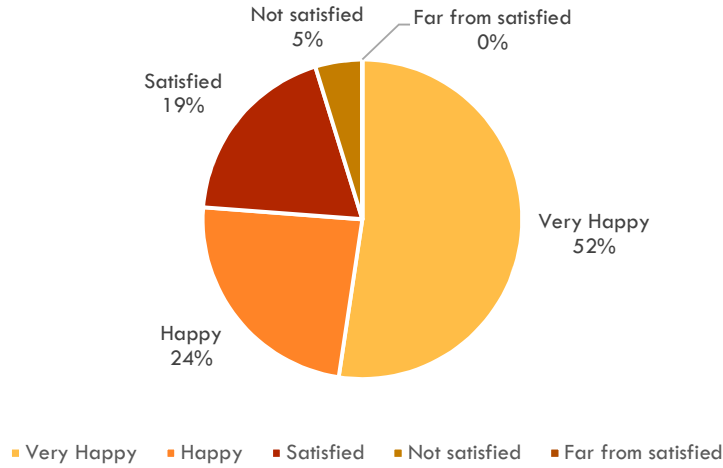


[Handwritten Signature]
Principal


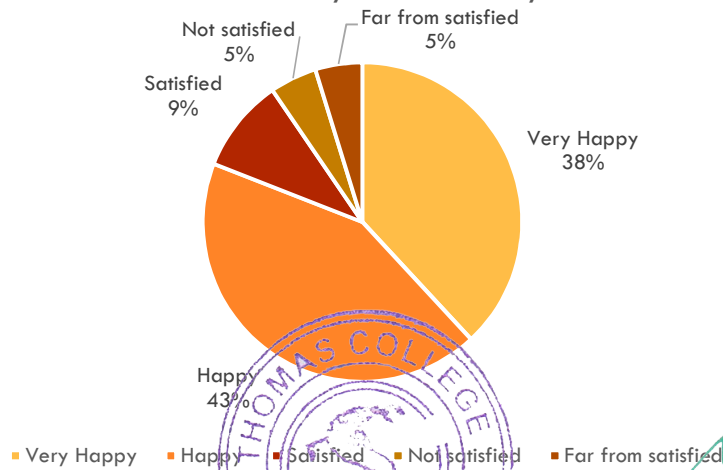
Role of the programme in enhancing skills and Talents



Academic Quality of the teachers.

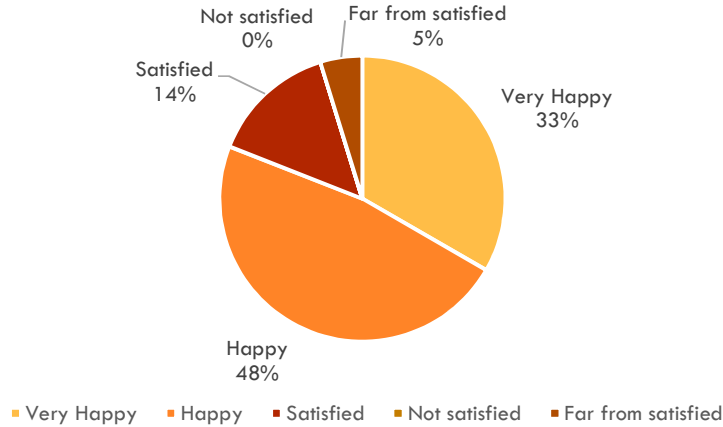


Accessibility of the faculty

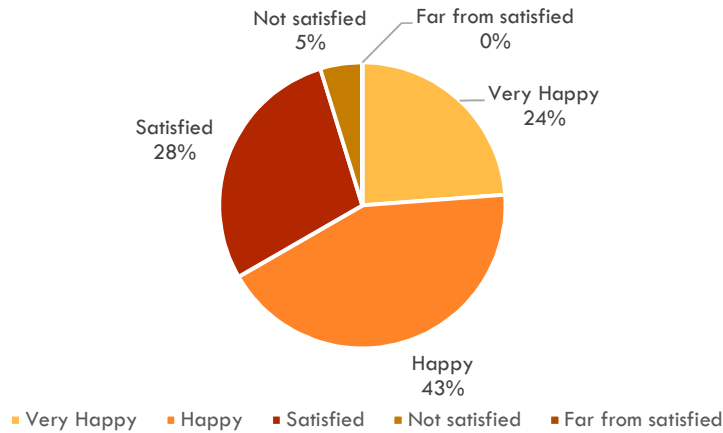


[Signature]
Principal

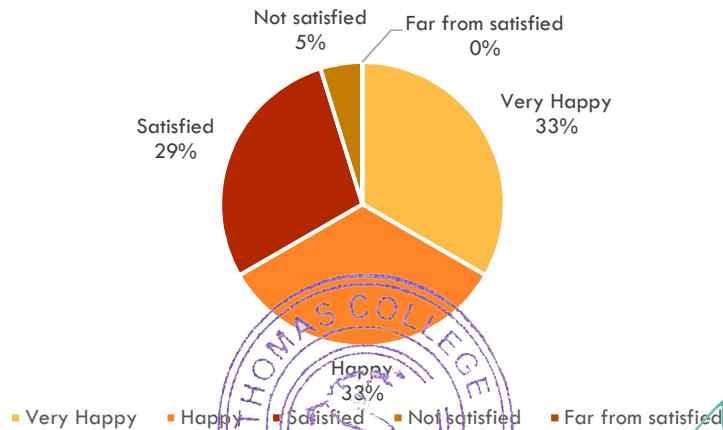
Role of the institution in the personality development of your ward.



Cultivation of social responsibility and moral values.



Inculcation of values like sustainable development and eco-consciousness.



[Handwritten Signature]
Principal

Conclusion

The feedback testified that the parents were happy about the syllabus and a few of them raised doubts about the employability offered by the curriculum. The general feedback was moderately satisfying with some of the parents feeling doubtful about the transparency of the evaluation process.




Principal